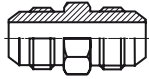


Doppelnippel / Adapter



Doppelnippel mit JIC-Gewinde

bis 310 bar



Typ	Typ	Gewinde	Gewinde	PN*
Stahl verzinkt	1.4571	G 1	G 2	
DN 7/16-7/16	DN 7/16-7/16 ES	7/16"-20 UNF	7/16"-20 UNF	310 bar
DN 1/2-1/2	DN 1/2-1/2 ES	1/2"-20 UNF	1/2"-20 UNF	275 bar
DN 9/16-7/16	DN 9/16-7/16 ES	9/16"-18 UNF	7/16"-20 UNF	275 bar
DN 9/16-1/2	---	9/16"-18 UNF	1/2"-20 UNF	275 bar
DN 9/16-9/16	DN 9/16-9/16 ES	9/16"-18 UNF	9/16"-18 UNF	275 bar
DN 3/4-9/16	DN 3/4-9/16 ES	3/4"-16 UNF	9/16"-18 UNF	275 bar
DN 3/4-3/4	DN 3/4-3/4 ES	3/4"-16 UNF	3/4"-16 UNF	275 bar
DN 7/8-1/2	---	7/8"-14 UNF	1/2"-20 UNF	210 bar
DN 7/8-3/4	DN 7/8-3/4 ES	7/8"-14 UNF	3/4"-16 UNF	210 bar
DN 7/8-7/8	DN 7/8-7/8 ES	7/8"-14 UNF	7/8"-14 UNF	210 bar
DN 1 1/16-3/4	DN 1 1/16-3/4 ES	1 1/16"-12 UN	3/4"-16 UNF	210 bar
DN 1 1/16-7/8	DN 1 1/16-7/8 ES	1 1/16"-12 UN	7/8"-14 UNF	210 bar
DN 1 1/16-1 1/16	DN 1 1/16-1 1/16 ES	1 1/16"-12 UN	1 1/16"-12 UN	210 bar
DN 1 3/16-1 3/16	---	1 3/16"-12 UN	1 3/16"-12 UN	170 bar
DN 1 5/16-1 1/16	DN 1 5/16-1 1/16 ES	1 5/16"-12 UN	1 1/16"-12 UN	170 bar
DN 1 5/16-1 3/16	---	1 5/16"-12 UN	1 3/16"-12 UN	170 bar
DN 1 5/16-1 5/16	DN 1 5/16-1 5/16 ES	1 5/16"-12 UN	1 5/16"-12 UN	170 bar
DN 1 5/8-1 5/8	DN 1 5/8-1 5/8 ES	1 5/8"-12 UN	1 5/8"-12 UN	140 bar
DN 1 7/8-1 7/8	DN 1 7/8-1 7/8 ES	1 7/8"-12 UN	1 7/8"-12 UN	100 bar


* in Versuchen mit Hydrauliköl ermittelte Richtwerte mit 4-facher Sicherheit, im Einzelfall bitte anfragen



TIPP Wir fertigen Ihre Wunschlänge in Edelstahl!

Rohrnippel

PN 16



Typ 530



Typ	Typ	Typ Stahlrohr St37 verzinkt	Gewinde	L
Messing ¹⁾	1.4571	RONI 18/30 ST	R 1/8"	30
---	---	RONI 18/40 ST	R 1/8"	40
---	RONI 18/50 ES	---	R 1/8"	50
---	RONI 18/60 ES	RONI 18/60 ST	R 1/8"	60
---	RONI 18/80 ES	RONI 18/80 ST	R 1/8"	80
---	RONI 18/100 ES	RONI 18/100 ST	R 1/8"	100
---	RONI 18/120 ES	RONI 18/120 ST	R 1/8"	120
---	RONI 14/30 ES	RONI 14/30 ST	R 1/4"	30
---	RONI 14/40 ES	RONI 14/40 ST	R 1/4"	40
---	RONI 14/60 ES	RONI 14/60 ST	R 1/4"	60
---	RONI 14/70 ES	---	R 1/4"	70
---	RONI 14/80 ES	RONI 14/80 ST	R 1/4"	80
---	RONI 14/100 ES	RONI 14/100 ST	R 1/4"	100
---	RONI 14/120 ES	RONI 14/120 ST	R 1/4"	120
---	RONI 14/150 ES	RONI 14/150 ST	R 1/4"	150
---	RONI 14/160 ES	---	R 1/4"	160
---	RONI 14/200 ES	RONI 14/200 ST	R 1/4"	200
---	RONI 14/250 ES	RONI 14/250 ST	R 1/4"	250
---	RONI 38/30 ES	---	R 3/8"	30
RONI 38/40 MS	RONI 38/40 ES	RONI 38/40 ST	R 3/8"	40
RONI 38/60 MS	RONI 38/60 ES	RONI 38/60 ST	R 3/8"	60
RONI 38/80 MS	RONI 38/80 ES	RONI 38/80 ST	R 3/8"	80
RONI 38/100 MS	RONI 38/100 ES	RONI 38/100 ST	R 3/8"	100
---	RONI 38/120 ES	RONI 38/120 ST	R 3/8"	120
---	RONI 38/150 ES	RONI 38/150 ST	R 3/8"	150
---	RONI 38/200 ES	RONI 38/200 ST	R 3/8"	200
---	RONI 38/250 ES	RONI 38/250 ST	R 3/8"	250
---	RONI 38/500 ES	---	R 3/8"	500
---	RONI 12/25 ES	---	R 1/2"	25
---	RONI 12/30 ES	---	R 1/2"	30
RONI 12/40 MS	RONI 12/40 ES	RONI 12/40 ST	R 1/2"	40
RONI 12/60 MS	RONI 12/60 ES	RONI 12/60 ST	R 1/2"	60
RONI 12/80 MS	RONI 12/80 ES	RONI 12/80 ST	R 1/2"	80
RONI 12/100 MS	RONI 12/100 ES	RONI 12/100 ST	R 1/2"	100
RONI 12/120 MS	RONI 12/120 ES	RONI 12/120 ST	R 1/2"	120
RONI 12/150 MS	RONI 12/150 ES	RONI 12/150 ST	R 1/2"	150
---	RONI 12/180 ES	RONI 12/180 ST	R 1/2"	180
RONI 12/200 MS	RONI 12/200 ES	RONI 12/200 ST	R 1/2"	200
---	RONI 12/250 ES	RONI 12/250 ST	R 1/2"	250
---	RONI 12/500 ES	---	R 1/2"	500
---	RONI 34/30 ES	---	R 3/4"	30
RONI 34/40 MS	RONI 34/40 ES	RONI 34/40 ST	R 3/4"	40
RONI 34/60 MS	RONI 34/60 ES	RONI 34/60 ST	R 3/4"	60
RONI 34/80 MS	RONI 34/80 ES	RONI 34/80 ST	R 3/4"	80
RONI 34/100 MS	RONI 34/100 ES	RONI 34/100 ST	R 3/4"	100
RONI 34/120 MS	RONI 34/120 ES	RONI 34/120 ST	R 3/4"	120
RONI 34/150 MS	RONI 34/150 ES	RONI 34/150 ST	R 3/4"	150
RONI 34/200 MS	RONI 34/200 ES	RONI 34/200 ST	R 3/4"	200
---	RONI 34/250 ES	RONI 34/250 ST	R 3/4"	250

weiter auf der nächsten Seite

¹⁾ G-Gewinde

Rohrnippel			PN 16		
Typ	Typ	Typ	Gewinde	L	
Messing ¹⁾	1.4571	Stahlrohr St37 verzinkt			
---	RONI 10/30 ES	---	R 1"	30	
RONI 10/40 MS	RONI 10/40 ES	RONI 10/40 ST	R 1"	40	
RONI 10/60 MS	RONI 10/60 ES	RONI 10/60 ST	R 1"	60	
RONI 10/80 MS	RONI 10/80 ES	RONI 10/80 ST	R 1"	80	
RONI 10/100 MS	RONI 10/100 ES	RONI 10/100 ST	R 1"	100	
RONI 10/120 MS	RONI 10/120 ES	RONI 10/120 ST	R 1"	120	
RONI 10/150 MS	RONI 10/150 ES	RONI 10/150 ST	R 1"	150	
---	RONI 10/170 ES	---	R 1"	170	
RONI 10/200 MS	RONI 10/200 ES	RONI 10/200 ST	R 1"	200	
---	RONI 10/250 ES	RONI 10/250 ST	R 1"	250	
---	RONI 10/300 ES	---	R 1"	300	
---	RONI 10/400 ES	---	R 1"	400	
---	RONI 10/600 ES	---	R 1"	600	
RONI 114/40 MS	RONI 114/40 ES	RONI 114/40 ST	R 1 1/4"	40	
---	RONI 114/50 ES	---	R 1 1/4"	50	
RONI 114/60 MS	RONI 114/60 ES	RONI 114/60 ST	R 1 1/4"	60	
RONI 114/80 MS	RONI 114/80 ES	RONI 114/80 ST	R 1 1/4"	80	
RONI 114/100 MS	RONI 114/100 ES	RONI 114/100 ST	R 1 1/4"	100	
RONI 114/120 MS	RONI 114/120 ES	RONI 114/120 ST	R 1 1/4"	120	
RONI 114/150 MS	RONI 114/150 ES	RONI 114/150 ST	R 1 1/4"	150	
RONI 114/200 MS	RONI 114/200 ES	RONI 114/200 ST	R 1 1/4"	200	
---	RONI 114/250 ES	RONI 114/250 ST	R 1 1/4"	250	
---	RONI 114/300 ES	RONI 114/300 ST	R 1 1/4"	300	
RONI 112/40 MS	RONI 112/40 ES	RONI 112/40 ST	R 1 1/2"	40	
RONI 112/60 MS	RONI 112/60 ES	RONI 112/60 ST	R 1 1/2"	60	
RONI 112/80 MS	RONI 112/80 ES	RONI 112/80 ST	R 1 1/2"	80	
RONI 112/100 MS	RONI 112/100 ES	RONI 112/100 ST	R 1 1/2"	100	
RONI 112/120 MS	RONI 112/120 ES	RONI 112/120 ST	R 1 1/2"	120	
RONI 112/150 MS	RONI 112/150 ES	RONI 112/150 ST	R 1 1/2"	150	
RONI 112/200 MS	RONI 112/200 ES	RONI 112/200 ST	R 1 1/2"	200	
---	RONI 112/250 ES	RONI 112/250 ST	R 1 1/2"	250	
---	RONI 112/300 ES	RONI 112/300 ST	R 1 1/2"	300	
---	RONI 112/600 ES	---	R 1 1/2"	600	
---	RONI 20/30 ES	---	R 2"	30	
---	RONI 20/40 ES	RONI 20/40 ST	R 2"	40	
RONI 20/50 MS	RONI 20/50 ES	---	R 2"	50	
RONI 20/60 MS	RONI 20/60 ES	RONI 20/60 ST	R 2"	60	
RONI 20/80 MS	RONI 20/80 ES	RONI 20/80 ST	R 2"	80	
RONI 20/100 MS	RONI 20/100 ES	RONI 20/100 ST	R 2"	100	
RONI 20/120 MS	RONI 20/120 ES	RONI 20/120 ST	R 2"	120	
---	RONI 20/130 ES	---	R 2"	130	
RONI 20/150 MS	RONI 20/150 ES	RONI 20/150 ST	R 2"	150	
---	RONI 20/200 ES	RONI 20/200 ST	R 2"	200	
---	RONI 20/250 ES	RONI 20/250 ST	R 2"	250	
---	RONI 20/300 ES	RONI 20/300 ST	R 2"	300	
---	RONI 212/80 ES	RONI 212/80 ST	R 2 1/2"	80	
---	RONI 212/100 ES	RONI 212/100 ST	R 2 1/2"	100	
---	RONI 212/120 ES	RONI 212/120 ST	R 2 1/2"	120	
---	RONI 212/150 ES	RONI 212/150 ST	R 2 1/2"	150	
---	RONI 212/200 ES	RONI 212/200 ST	R 2 1/2"	200	
---	RONI 212/250 ES	RONI 212/250 ST	R 2 1/2"	250	
---	RONI 212/300 ES	RONI 212/300 ST	R 2 1/2"	300	
---	RONI 212/620 ES	---	R 2 1/2"	620	
---	RONI 30/80 ES	RONI 30/80 ST	R 3"	80	
---	RONI 30/100 ES	RONI 30/100 ST	R 3"	100	
---	RONI 30/120 ES	RONI 30/120 ST	R 3"	120	
---	RONI 30/150 ES	RONI 30/150 ST	R 3"	150	
---	RONI 30/200 ES	RONI 30/200 ST	R 3"	200	
---	RONI 30/250 ES	RONI 30/250 ST	R 3"	250	
---	RONI 30/300 ES	RONI 30/300 ST	R 3"	300	
---	RONI 40/80 ES	RONI 40/80 ST	R 4"	80	
---	RONI 40/100 ES	RONI 40/100 ST	R 4"	100	
---	RONI 40/120 ES	RONI 40/120 ST	R 4"	120	
---	RONI 40/150 ES	RONI 40/150 ST	R 4"	150	
---	RONI 40/200 ES	RONI 40/200 ST	R 4"	200	
---	RONI 40/250 ES	RONI 40/250 ST	R 4"	250	
---	RONI 40/300 ES	RONI 40/300 ST	R 4"	300	

¹⁾ G-Gewinde



Rohrnippel aus Polypropylen

Typ	Gewinde	L	A	SW	NW
Polypropylen					
RONI 12/150 PP	G 1/2"	150	20	22	12,5
RONI 34/150 PP	G 3/4"	150	20	27	18,0
RONI 10/150 PP	G 1"	150	25	36	23,5

