



Hose Clamps and Clips
High Performance Hose Clips
Sockets
Crimping Machine



For hose assembly of fittings different assembly methods from strong clamps to light clips or sockets can be used according to application, medium, pressure or hose material.

The necessary method depends on criterions like safety instructions, removable or not, quickness, necessary devices (e.g. crimping machine), or no danger of hurt (e.g. by overstanding screws).



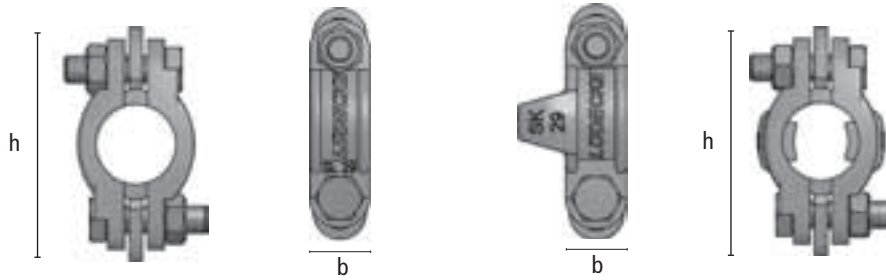
Content

- 47 **Hose Clamps of malleable iron**
- 48 **US-Hose Clamps of malleable iron**
- 48 **Two-Ear-Hose Clips**
- 49 **High Performance Hose Clips:**
- 49 **DIN 3017 of Steel W1**
- 50 **DIN 3017 of Stainless Steel W5**
- 51 **Low Pressure Sockets and Crimping Machine**

Hose Clamps

New!

- Robust clamps of malleable iron, zinc plated and yellow passivated (free of chrome VI)
- Easy and secure, for various fittings and applications



Max. Working Pressure	Material	Material Screws	Norm
PN 16 / 25 bar	malleable iron	DIN 933-8.8 VG	☺ below

Hose Clamps, two parts with overlapping cast-on-saddles

For hose i.D.	Hose o.D./Range	b	h	PN	Weight/pc. g	☒	Type No.
1/2" = 13 mm	17–22 mm	17	60	16	95	10	S 22
3/4" = 19 mm	27–32 mm	17	70.5	16	105	10	S 34

Hose Clamps DIN 20039 A*, two parts with loose saddles

For hose i.D.	Hose o.D./Range	b	h	PN	Weight/pc. g	☒	Type No.
1/2" = 13 mm	22–29	18	63	16	128	10	SL 29*
3/4" = 19 mm	28–34	18	71	16	134	10	SL 34*
1" = 25 mm	32–40	18	81	16	188	10	SL 40*
1 1/4" = 32 mm	39–49	20	91	16	244	10	SL 49*
1 1/2" = 38 mm	48–60	24	108	16	297	5	SL 60*
2" = 50 mm	56–72	25	116	16	340	5	SL 72
2" = 50 mm	60–76	25	127	16	405	5	SL 76*
2 1/2" = 63 mm	77–94	30	146	16	556	5	SL 94*
3" = 75 mm	89–101	25	139	16	665	1	SL 400
3" = 75 mm	94–115	35	176	16	739	1	SL 115
3 1/2" = 89 mm	113–127	27	170	16	890	1	SL 525
3 1/2" = 89 mm	115–145	38	198	16	1046	1	SL 145
4" = 100 mm	127–140	28	178	16	972	1	SL 550
4" = 100 mm	135–155	27	194	16	984	1	SL 600
5" = 125 mm	155–175	30	217	16	1130	1	SL 675
6" = 150 mm	175–195	30	244	16	1445	1	SL 769
7" = 175 mm	210–225	35	280	16	2163	1	SL 875
8" = 200 mm	227–250	35	312	16	2610	1	SL 988

Hose Clamps DIN 20039 B, two parts with loose saddles and safety claws

For hose i.D.	Hose o.D./Range	b	h	PN	Weight/pc. g	☒	Type No.
1/2" = 13 mm	22–29	18	63	25	142	10	SK 29
3/4" = 19 mm	28–32	21	77	25	220	10	SK 34
1" = 25 mm	35–42	22	90	25	272	10	SK 39
1 7/64" = 28 mm	42–45	24	98	25	340	5	SK 44
1 3/8" = 35 mm	45–53	25	108	25	380	5	SK 51
1 5/8" = 42 mm	55–60	26	119	25	416	1	SK 60
2" = 50 mm	60–73	30	132	25	637	1	SK 73
3" = 75 mm	86–102	28	160	25	860	1	SK 75



US-Hose Clamps

New!

- Robust clamps of malleable iron, zinc plated and yellow passivated (free of chrome VI)
- Easy and secure, for various fittings and applications



Max. Working Pressure	Material screws	Material
PN 25 bar	DIN 933-8.8 VG	malleable iron

US-Hose Clamps, two parts with safety claws

For hose i.D	Screws	Hose o.D./Range	b	h	PN	Weight/pc. g	⊠	Type No.
1/2" = 13 mm	2	21–27	55	45	25	171	10	LB-4
3/4" = 19 mm	2	30–35	65	43	25	176	10	SKA 34
3/4" = 19 mm	2	30–33	70	64	25	405	1	LBU-9
3/4" = 19 mm	2	33–38	71	70	25	413	1	LB-9
3/4" = 19 mm	2	38–43	78	68	25	433	1	LB-10
1" = 25 mm	2	35–45	85	70	25	500	1	SKA 10
2" = 50 mm	4	63–70	120	100	25	1503	1	LBU-29

Two-Ear Hose Clips

New!

- Profile according to DIN 2393 C
- Clips of special reliable steel, zinc plated and blue chromated (free of chrome VI)
- Easy and fast assembly with pincer
- Concentric and strong clamp-effect, safe and unremovable
- No danger of hurt during assembly or work
- Suitable for various hoses and fittings for different fluids

Material	Medium	⊠
special reliable steel	various	100

Two-Ear-Hose Clips



Hose o.D./Range	band-width	Weight/pc. g	Type No.
5–7 mm	5.5 mm	1	ZOS 5-7
7–9 mm	6 mm	2	ZOS 7-9
9–11 mm	6 mm	2	ZOS 9-11
11–13 mm	6 mm	3	ZOS 11-13
13–15 mm	7 mm	4	ZOS 13-15
14–17 mm	7.5 mm	4	ZOS 14-17
15–18 mm	8 mm	5	ZOS 15-18
17–20 mm	8 mm	5	ZOS 17-20
19–21 mm	7 mm	5	ZOS 19-21
20–23 mm	9 mm	8	ZOS 20-23
22–25 mm	9 mm	9	ZOS 22-25
23–27 mm	9 mm	9	ZOS 23-27
25–28 mm	9 mm	10	ZOS 25-28
27–31 mm	9 mm	12	ZOS 27-31
31–34 mm	9 mm	13	ZOS 31-34
34–37 mm	9 mm	16	ZOS 34-37
37–40 mm	9 mm	17	ZOS 37-40
40–43 mm	9 mm	18	ZOS 40-43

Special assembly pincer	332	ZOSZ
-------------------------	-----	------

High-Performance Hose Clips

DIN 3017 of Steel W1

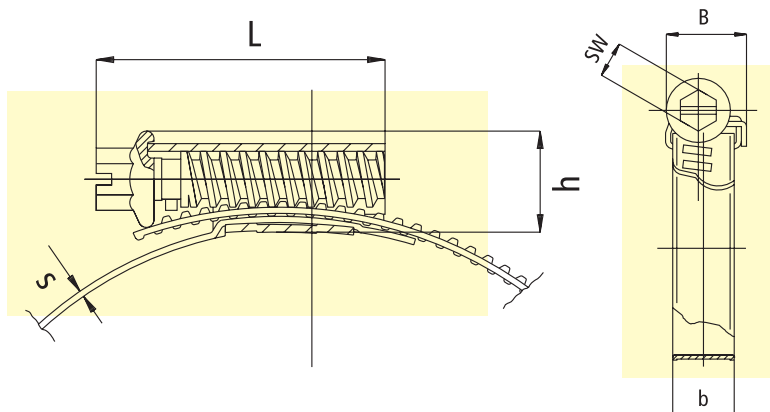
Improved Execution!

- Hose clips of steel W1, chrome-VI-free zinc plated and passivated
- Optimum sealing through high band tension – maximum strip safety
- Hose-protective through rounded edges and smooth band inside
- Thinner screw body with new position, therefore improved torque
- Material and clamp range stamped at inner band side
- Hexagon screw with cross-slotted head
- Regularly spaced tension over complete hose diameter
- Up to size 90 in boxes, sizes 100–180 in plastic bags, from size 190 on loose
- For safe, fast and removable use on various hoses and fittings for different fluids

Material	Norm	Medium	Hexagon
W 1	DIN 3017	various	SW 7

High-Performance Hose Clips, band and lock steel W 1 zinc plated

Range mm	inch	torque		B	h	L	Weight/pc. g	Type No.		
		Band-width b	Band-thickness s							
8-12	5/18"-1/2"	9	2 + 0.5	0.7	14	11.5	20.5	12	100	HS 12
10-16	5/18"-5/8"	9	2 + 0.5	0.8	14	11.5	20.5	13	100	HS 16
12-22	1/2"-3/4"	9	3 + 0.5	0.8	14	11.5	24	16	100	HS 20
16-27	5/8"-1"	9	5 + 0.5	0.8	16	13	31	17	100	HS 25
20-32	3/4"-1 1/4"	12	5 + 0.5	0.8	16	13	31	27	50	HS 32
25-40	1"-1 5/8"	12	5 + 0.5	1.0	16	13	31	32	50	HS 40
30-45	1 3/8"-1 3/4"	12	5 + 0.5	1.0	16	13	31	33	50	HS 45
35-50	1 1/4"-2"	12	5 + 0.5	1.0	16	13	31	35	50	HS 50
40-60	1 5/8"-2 3/8"	12	5 + 0.5	1.0	16	13	31	39	25	HS 60
50-70	2"-2 3/4"	12	5 + 0.5	1.0	16	13	31	43	25	HS 70
60-80	2 3/8"-3 1/8"	12	5 + 0.5	1.0	16	13	31	45	25	HS 80
70-90	2 3/4"-3 1/2"	12	5 + 0.5	1.0	16	13	37	52	25	HS 90
80-100	3 1/8"-4"	12	5 + 0.5	1.0	16	13	37	53	10	HS 100
90-110	3 1/2"-4 3/8"	12	5 + 0.5	1.0	16	13	37	53	10	HS 110
100-120	4"-4 3/4"	12	5 + 0.5	1.0	16	13	37	58	10	HS 120
110-130	4 3/8"-5 1/8"	12	5 + 0.5	1.0	16	13	37	60	10	HS 130
120-140	4 3/4"-5 1/2"	12	5 + 0.5	1.0	16	13	37	63	10	HS 140
130-150	5 1/8"-5 7/8"	12	5 + 0.5	1.0	16	13	37	69	5	HS 150
140-160	5 1/2"-6 1/4"	12	5 + 0.5	1.0	16	13	37	71	5	HS 160
150-170	5 7/8"-6 5/8"	12	5 + 0.5	1.0	16	13	37	74	5	HS 170
160-180	6 1/4"-7"	12	5 + 0.5	1.0	16	13	37	77	5	HS 180
170-190	6 1/2"-7 1/2"	12	5 + 0.5	1.0	16	13	37	79	1	HS 190
180-200	7 1/8"-8"	12	5 + 0.5	1.0	16	13	37	81	1	HS 200
190-210	7 1/2"-8 1/4"	12	5 + 0.5	1.0	16	13	37	86	1	HS 210
200-220	8"-8 3/4"	12	5 + 0.5	1.0	16	13	37	92	1	HS 220
210-230	8 1/8"-9"	12	5 + 0.5	1.0	16	13	37	98	1	HS 230
220-240	8 3/4"-9 3/8"	12	5 + 0.5	1.0	16	13	37	101	1	HS 240
230-250	9"-9 3/4"	12	5 + 0.5	1.0	16	13	37	105	1	HS 250
240-260	9 3/8"-10 1/4"	12	5 + 0.5	1.0	16	13	37	108	1	HS 260
250-270	9 3/4"-10 1/2"	12	5 + 0.5	1.0	16	13	37	112	1	HS 270
260-280	10 1/4"-11"	12	5 + 0.5	1.0	16	13	37	116	1	HS 280



High-Performance Hose Clips

DIN 3017 of Stainless Steel W5

Improved Execution!

- Hose clips of stainless steel W5
- Optimum sealing through high band tension – maximum strip-safety
- Hose-protective through rounded edges
- Thinner screw body with new position, therefore improved torque
- Material and clamp range stamped at inner band side
- Hexagon screw with slotted head
- Regularly spaced tension over complete hose diameter
- Up to size 90 in boxes, size 100 in plastic bags
- For safe, fast and removable use on various hoses and fittings for different fluids

Material	Norm	Medium	Hexagon
W 5	DIN 3017	aggressive	SW 7*

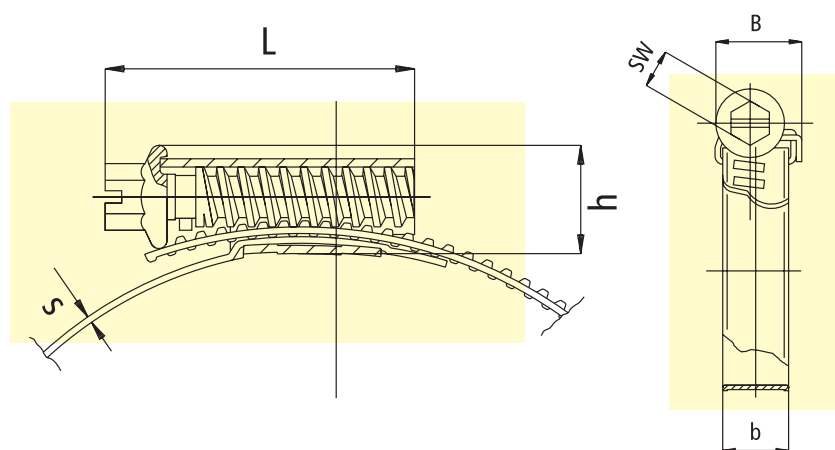
High-Performance Hose Clips, band and lock stainless steel W 5

Range	mm	inch	torque		B	h	L	Weight/pc. g	Type No.		
			Band-width	Band-thickness							
			b	max Nm	s						
8–12		5/18"–1/2"	8	1.5	0.7	10.5	9.5	17	6	100	HSE 12*
8–16		5/18"–5/8"	9	2 + 0.5	0.8	14	14.5	21	11	100	HSE 16
12–20		1/2"–3/4"	9	2 + 0.5	0.8	14	14.5	24	13	100	HSE 20
16–25		5/8"–1"	9	3 + 0.5	0.8	14	14.5	24	14	100	HSE 25
20–32		3/4"–1 1/4"	9	3 + 0.5	0.8	14	14.5	24	15	100	HSE 32
25–40		1"–1 5/8"	9	3 + 0.5	0.8	14	14.5	26	18	50	HSE 40
32–50		1 1/4"–2"	9	3 + 0.5	0.8	14	14.5	26	18	50	HSE 50
40–60		1 5/8"–2 3/8"	9	3 + 0.5	1.0	14	14.5	26	20	25	HSE 60
50–70		2"–2 3/4"	9	3 + 0.5	1.0	14	14.5	26	21	25	HSE 70
60–80		2 3/8"–3 1/8"	9	3 + 0.5	1.0	14	14.5	26	23	25	HSE 80
70–90		2 3/4"–3 1/2"	9	3 + 0.5	1.0	14	14.5	26	25	25	HSE 90
80–100		3 1/8"–4"	9	3 + 0.5	1.0	14	14.5	26	28	10	HSE 100

*HSE 12 Hexagon 6 mm


Special Screw Driver hexagon, SW 7, with plastic handle

Type	Material	Weight/pc. g	Type No.
Rigid	steel chromated	89	SR STARR
Flexible	steel chromated	134	SR FLEX.

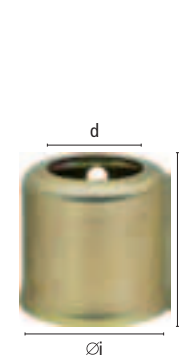


Sockets for Low Pressure Hose Lines

- Sockets of redhotted steel, zinc plated and yellow passivated
- Easy, fast and absolutely safe hose crimping with **LUDECKE**-Hand-operated assembly machine SPR 333 up to type LPH-23
- No danger of hurt, closed and unremovable connection
- For crimping of various hoses and fittings for different fluids

Max. Working Pressure		Material		Medium					
PN 16 bar		red hotted steel		various					
For hoses									
Ø Inside	DIN 20018	Water	PVC	Assembly-		Weight/pc.			Type No.
				Machine	l	d	g		
12.5				SPR 333	17	8.5	3	100	LPH-12,5
13.5			6 x 3	SPR 333	20	9.3	5	100	LPH-13,5
14.5	6 x 3.5			SPR 333	17	10	5	100	LPH-14,5
16			8 x 3	SPR 333	17	11.5	5	100	LPH-16
18	9 x 3.5		10 x 3	SPR 333	20	13.5	7	100	LPH-18
19			12 x 3	SPR 333	20	13.9	9	100	LPH-19
19.5				SPR 333	26	14.5	10	100	LPH-19,5
22				SPR 333	32	17	16	100	LPH-22
23		13 x 3		SPR 333	32	17	18	100	LPH-23
25	13 x 5				32	17	19	100	LPH-25
28	15 x 6				32	20.5	22	100	LPH-28
30.5		19 x 4			33	24.3	24	100	LPH-30
33	19 x 6				35	24.8	40	100	LPH-33
38		25 x 4.5			35	28	47	25	LPH-38
41	25 x 7				40	30	64	25	LPH-41

For higher Working Pressure we recommend hydraulic crimping with turned steel-sockets type PH (☺ catalogue page 59) or on request.



Hand-operated Assembly Machine for low pressure sockets

- Crimping machine for easy and safe assembly of low-pressure hoses from 3 to 20 mm Hose i.D.
- **Clean:** Exact assembling of fitting, hose and socket through centric crimping of the socket
- **Cheap:** Fast assembling at reasonable costs
- **Safe:** Improved safety through perfect fit
- **Elegant:** Reduced danger of hurt
- With two crimping-jaw sets for crimping range from 3 to 20 mm and from 10 to 20 mm,
- **Flexible:** For mobile use

For hoses					
Hose i.D.	Hose o.D.	Suitable socket	e.g. for fitting	Weight/pc. kg	Type No.
3–20 mm	10–22 mm	LPH 12,5-23	Pneumatic-Connect., Quick-Couplings	12,2	SPR-333

