

Throttle Valves

Standard Version

- Extremely robust valves made of malleable iron zinc-plated and yellow passivated (free of chrome VI)
- With brass throttle and handle made of malleable iron
- Self-sealing, a cone shaped throttle will be pressed against the body under pressure, so the valve seals without any seal wear
- With thread connections or claw couplings with rubber or brass seal
- When turning off, pressure is reduced by ventilating the output side. This allows for safe disconnection.
- For compressed air supply in construction at compressors, hose lines and air tools


Materials

- Body, handle: Malleable iron zinc-plated and yellow passivated (free of chrome VI)
- Seals: NBR / Brass

Max. Working Pressure	Temperature	Thread	Claw distance	Media	
PN 10 bar	-15°C – +80°C	ISO 228	42 mm	Compressed Air	1

Single Valves with lever stop and exhaust


Inlet	Outlet	L	SW	B	Passage	Version	Seal	Weight	Type No.
G 1/2 f	G 3/4 m	77	41	100	15	without coupling		660	EH 12
G 3/4 f	G 3/4 m	70	41	100	17	without coupling		610	EH 34
G 1 f	G 3/4 m	70	41	100	17	without coupling		565	EH 10
G 1/2 f	KIGO 34	112	41	100	15	rigid claw coupling	NBR	819	EHG 12
G 3/4 f	KIGO 34	100	41	100	17	rigid claw coupling	NBR	761	EHG 34
G 1 f	KIGO 34	100	41	100	17	rigid claw coupling	NBR	726	EHG 10
G 1/2 f	KIM 34	122	41	100	15	rigid claw coupling	Brass	859	EHM 12
G 3/4 f	KIM 34	115	41	100	17	rigid claw coupling	Brass	808	EHM 34
G 1 f	KIM 34	115	41	100	17	rigid claw coupling	Brass	759	EHM 10
G 3/4 f	KIG 34-DR	130	41	100	17	swivelling claw coupling	NBR	943	EHG 34-DR



swivelling

Double Valves with lever stop and exhaust


Inlet	Outlet	L	SW	B	Passage	Version	Seal	Weight	Type No.
G 3/4 f	2 x G 3/4 m	92	41	118	17	without coupling		1146	DH 34
G 1 f	2 x G 3/4 m	92	41	118	17	without coupling		1100	DH 10
G 3/4 f	2 x KIGO 34	92	41	170	17	rigid claw coupling	NBR	1466	DHG 34
G 1 f	2 x KIGO 34	92	41	170	17	rigid claw coupling	NBR	1438	DHG 10
G 3/4 f	2 x KIM 34	92	41	180	17	rigid claw coupling	Brass	1545	DHM 34
G 1 f	2 x KIM 34	92	41	180	17	rigid claw coupling	Brass	1503	DHM 10
G 3/4 f	2 x KIG 34-DR	92	41	225	17	swivelling claw coupling	NBR	1816	DHG 34-DR



swivelling

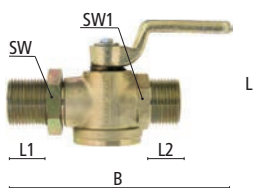
Straight Way Valves without lever stop, without exhaust, on request with exhaust

Inlet	Outlet	L	SW	B	L1	Passage	Weight	Type No.
G 1/2 f	G 1/2 f	85	37	128	18	16	700	DU 12
G 3/4 f	G 3/4 f	85	41	134	16	16	820	DU 34
G 1 f	G 1 f	85	41	134	16	16	770	DUL 10
G 1 f	G 1 f	107	43	132	18	20	1150	DUS 10



Airhammer Valves DIN 20030 without lever stop, without exhaust, inlet thread with locking nut SW 32/41

Inlet	Outlet	L	SW	B	L1	L2	SW1	Passage	Weight	Type No.
G 3/4 m	G 3/4 m, Cone 1:4	82	32	107	34	17	32	13	632	BH 343
G 3/4 m	Rd 32x1/8 m, Cone 1:3	82	32	135	34	17	32	13	773	BH 3486
G 1 m	G 1 m, Cone 1:3	85	36	120	40	22	36	16	848	BH 106
G 1 m	Rd 32x1/8 m, Cone 1:3	85	36	120	40	22	36	16	834	BH 326



Throttle Valves

US Version

- Extremely robust valves made of malleable iron zinc-plated and yellow passivated (free of chrome VI)
- With brass throttle and handle made of malleable iron
- Self-sealing, a cone shaped throttle will be pressed against the body under pressure, so the valve seals without any seal wear
- With NPT-thread connections or US-claw couplings with rubber seal
- When turning off, pressure is reduced by ventilating the output side. This allows for safe disconnection.
- For compressed air supply in construction at compressors, hose lines and air tools


Materials

- Body, handle: Malleable iron zinc-plated and yellow passivated (free of chrome VI)
- Seals: NBR

Max. Working Pressure	Temperature	Thread	Claw distance	Media	
PN 10 bar	-15°C – +80°C	NPT, ANSI / ASME B1.20.1	41 mm	Compressed Air	1


US-Double Valves with lever stop and exhaust

Inlet	Outlet	L	SW	B	Passage	Version	Seal	Weight	Type No.
NPT 3/4 f	NPT 2 x 3/4 m	92	41	118	17	without coupling		1170	DHA 34
NPT 1 f	NPT 2 x 3/4 m	92	41	118	17	without coupling		1130	DHA 10
NPT 3/4 f	2 x KIA 34	92	41	190	17	rigid claw coupling	NBR	1570	DHGA 34
NPT 1 f	2 x KIA 34	92	41	190	17	rigid claw coupling	NBR	1530	DHGA 10



US-Straight-Way Valves without lever stop, without exhaust, on request with exhaust

Inlet	Outlet	L	SW	B	L1	Passage	Weight	Type No.
NPT 1/2 f	NPT 1/2 f	80	32	80	16	13	530	ADI 12
NPT 3/4 f	NPT 3/4 f	96	41	95	17	16	905	ADI 34
NPT 1 f	NPT 1 f	96	41	95	18	16	850	ADI 10



US-Straight-Way Valves without lever stop, without exhaust, on request with exhaust

Inlet	Outlet	L	SW	B	L1	Passage	Weight	Type No.
NPT 1/2 m	NPT 1/2 m	80	25	85	17	13	430	ADA 12
NPT 3/4 m	NPT 3/4 m	96	37	93	18	16	700	ADA 34
NPT 1 m	NPT 1 m	96	37	92.5	22	16	750	ADA 10

