

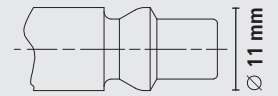
Industrial Quick Connect Couplings

single shut-off **Series ESOI**

- Top-quality, extreme robust one-hand quick connect couplings with high-class sealing made of brass MS 58 nickel-plated
- Plug profile according to ARO 210, Orion 44510
- High flow rates with low pressure drop due to patented OptiFlow by **LUDECKE**® valve technology
- Special versions on request i.e. couplings with squeeze nut
- For compressed air supply as well as liquid or gaseous media in industry and craftsmanship

DN 5.5

Plug Profile (original size)



Materials

- Body, valve body: Brass MS 58 nickel-plated
- Sleeve, plug: Hardened steel nickel-plated
- Valve: Brass MS 58 plain
- Seals: NBR (other materials on request)
- Springs: Stainless steel 1.4310
- Balls: Stainless steel 1.4034

Max. Work. Pressure	Temperature	DN	Thread	Flow Rate	Operation	Type of Valve	Media	Area	
PN 35 bar	-20°C – +100°C	5.5	ISO 228 / DIN EN 10226	1140 l/min	One-hand	Single Shut-off	Compr. Air	BeNeLux, CH	Coupl. 5 / Plug 10

Couplings with tapered male thread (thread coated)

Thread connection	L	SW	D	L1	Weight	Type No.
R 1/4 m	61	19	23	11	95	ESOI 14 A
R 3/8 m	61	19	23	12	98	ESOI 38 A
R 1/2 m	64	22	23	15	120	ESOI 12 A

Couplings with parallel female thread

Thread connection	L	SW	D	L1	Weight	Type No.
G 1/4 f	58	19	23	10	110	ESOI 14 I
G 3/8 f	58	19	23	10	105	ESOI 38 I
G 1/2 f	60	24	23	12	120	ESOI 12 I

Couplings with hose barb

Hose connection	L	SW	D	L1	Weight	Type No.
Hose i.D. 6	74	19	23	25	92	ESOI 6 T
Hose i.D. 8	74	19	23	25	95	ESOI 8 T
Hose i.D. 9	74	19	23	25	96	ESOI 9 T
Hose i.D. 10	74	19	23	25	99	ESOI 10 T
Hose i.D. 13	74	19	23	25	105	ESOI 13 T

For hose clips type ZOS (☺ page 130), type HS (☺ page 131) or crimping ferrules type LPH (☺ page 133)

Plugs with tapered male thread (thread coated)

Thread connection	L	SW	L1	L2	Weight	Type No.
R 1/4 m	39	14	12	22	21	ESOI 14 NAS
R 3/8 m	39	17	12	22	26	ESOI 38 NAS
R 1/2 m	42	22	15	22	40	ESOI 12 NAS



Plugs with parallel female thread

Thread connection	L	SW	L1	L2	Weight	Type No.
G 1/4 f	35	17	10	22	23	ESOI 14 NIS
G 3/8 f	35	19	10	22	23	ESOI 38 NIS
G 1/2 f	37	24	12	22	37	ESOI 12 NIS

Plugs with hose barb

Hose connection	L	D	L1	L2	Weight	Type No.
Hose i.D. 6	47	11	24	22	14	ESOI 6 SS
Hose i.D. 8	47	11	24	22	15	ESOI 8 SS
Hose i.D. 9	47	11	24	22	16	ESOI 9 SS
Hose i.D. 10	47	11	24	22	18	ESOI 10 SS
Hose i.D. 13	49	11	24	22	24	ESOI 13 SS

For hose clips type ZOS (☺ page 130), type HS (☺ page 131) or crimping ferrules type LPH (☺ page 133)



OptiFlow
by **LUDECKE**

