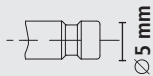


Micro Quick Connect Couplings

Series ESMCE single shut-off

DN 2.7

Plug Profile (original size)



- One-hand quick connect couplings with smallest dimensions made of stainless steel 1.4305 (on request in stainless steel 1.4404)
- Suitable for low vacuum at low couple force compared to all other compatible products
- Can be used in various applications, especially for liquid media in pharmacy, medical technology, chemical industry, food industry, clean-room applications, for sophisticated measure, control and regulation technology or increased hygiene requirements

Materials

- Body, sleeve, valve body, valve, plug: Stainless Steel 1.4305
- Springs, retaining ring: Stainless Steel 1.4310
- Balls: Stainless Steel 1.3541
- Seals: FKM (EPDM or FFKM on request)

| Max. Working Pressure | Temperature | DN | Thread | Flow Rate | Operation | Type of valve | Media | Area | |
|-----------------------|-----------------|-----|------------------|-----------|-----------|-----------------|-----------|--------|------------------|
| PN 35 bar | -15°C – +200°C* | 2,7 | ISO 228 / DIN 13 | 165 l/min | One-hand | Single shut-off | Different | Europe | Coupl. 1/ Plug 5 |

Couplings with male thread

| Thread connection | L | SW | D | L1 | Weight | Type No. |
|-------------------|----|----|------|----|--------|------------|
| M 5 m | 26 | 9 | 10.5 | 5 | 9 | ESMCE 5 A |
| G 1/8 m | 28 | 11 | 10.5 | 7 | 12 | ESMCE 18 A |

Couplings with female thread

| Thread connection | L | SW | D | L1 | Weight | Type No. |
|-------------------|----|----|------|----|--------|------------|
| M 5 f | 25 | 9 | 10.5 | 5 | 10 | ESMCE 5 I |
| G 1/8 f | 28 | 12 | 10.5 | 7 | 14 | ESMCE 18 I |

Couplings with hose stem

| Hose connection | L | D | L1 | Weight | Type No. |
|-----------------|------|------|----|--------|-----------|
| Hose i.D. 3 | 34.5 | 10.5 | 13 | 9 | ESMCE 3 T |
| Hose i.D. 4 | 34.5 | 10.5 | 13 | 10 | ESMCE 4 T |
| Hose i.D. 5 | 34.5 | 10.5 | 13 | 10 | ESMCE 5 T |

For hose clips type HSE (© page 357)

Couplings with hose squeeze nut

| Hose connection | L | SW | D | Weight | Type No. |
|-----------------|----|----|------|--------|-------------|
| Hose 3x4 | 34 | 9 | 10.5 | 15 | ESMCE 34 TQ |
| Hose 3x5 | 34 | 9 | 10.5 | 15 | ESMCE 3 TQ |
| Hose 4x6 | 34 | 9 | 10.5 | 15 | ESMCE 4 TQ |

Couplings with hose squeeze nut and bulkhead screwing

| Hose connection | L | SW | D | L1 | SW1 | G | Weight | Type No. |
|-----------------|----|----|------|----|-----|-----------|--------|---------------|
| Hose 3x4 | 45 | 12 | 10.5 | 17 | 11 | M 7x0.5 m | 26 | ESMCE 34 TQSV |
| Hose 3x5 | 45 | 12 | 10.5 | 17 | 11 | M 7x0.5 m | 26 | ESMCE 35 TQSV |
| Hose 4x6 | 45 | 12 | 10.5 | 17 | 12 | M 8x0.5 m | 26 | ESMCE 4 TQSV |

Couplings with hose stem and bulkhead screwing

| Hose connection | L | SW | D | L1 | L2 | SW1 | G | Weight | Type No. |
|-----------------|----|----|------|----|----|-----|-----------|--------|-------------|
| Hose i.D. 3 | 51 | 12 | 10.5 | 13 | 17 | 11 | M 7x0.5 m | 24 | ESMCE 3 TSV |
| Hose i.D. 4 | 51 | 12 | 10.5 | 13 | 17 | 11 | M 7x0.5 m | 24 | ESMCE 4 TSV |
| Hose i.D. 5 | 51 | 12 | 10.5 | 13 | 17 | 12 | M 8x0.5 m | 24 | ESMCE 5 TSV |

For hose clips type HSE (© page 357)

*subject to media and sealing material

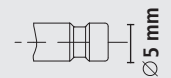


Micro Quick Connect Couplings

single shut-off **Series ESMCE**


DN 2.7

Plug Profile (original size)



Plugs with male thread

| Thread connection | L | SW | L1 | L2 | Weight | Type No. |
|-------------------|----|----|----|----|--------|-------------|
| M 5 m | 18 | 7 | 5 | 10 | 3 | ESMCE 5 NA |
| G 1/8 m | 20 | 11 | 7 | 10 | 6 | ESMCE 18 NA |



Plugs with female thread


| Thread connection | L | SW | L1 | L2 | Weight | Type No. |
|-------------------|----|----|----|----|--------|-------------|
| M 5 f | 17 | 7 | 5 | 10 | 3 | ESMCE 5 NI |
| G 1/8 f | 19 | 12 | 7 | 10 | 6 | ESMCE 18 NI |



Plugs with hose stem

| Hose connection | L | D | L1 | L2 | Weight | Type No. |
|-----------------|----|---|----|----|--------|-----------|
| Hose i.D. 3 | 24 | 7 | 13 | 10 | 2 | ESMCE 3 S |
| Hose i.D. 4 | 24 | 7 | 13 | 10 | 3 | ESMCE 4 S |
| Hose i.D. 5 | 24 | 9 | 13 | 10 | 3 | ESMCE 5 S |

For hose clips type HSE (© page 357)




Plugs with hose squeeze nut

| Hose connection | L | SW | L1 | Weight | Type No. |
|-----------------|----|----|----|--------|-------------|
| Hose 3x4 | 25 | 8 | 10 | 12 | ESMCE 34 SQ |
| Hose 3x5 | 25 | 8 | 10 | 12 | ESMCE 3 SQ |
| Hose 4x6 | 25 | 8 | 10 | 12 | ESMCE 4 SQ |



Plugs with hose squeeze nut and bulkhead screwing

| Hose connection | L | SW | L1 | L2 | SW1 | G | Weight | Type No. |
|-----------------|----|----|----|----|-----|-----------|--------|---------------|
| Hose 3x4 | 38 | 12 | 17 | 10 | 11 | M 7x0.5 m | 23 | ESMCE 34 SQSV |
| Hose 3x5 | 38 | 12 | 17 | 10 | 11 | M 7x0.5 m | 23 | ESMCE 35 SQSV |
| Hose 4x6 | 38 | 12 | 17 | 10 | 12 | M 8x0.5 m | 23 | ESMCE 4 SQSV |



Plugs with hose stem and bulkhead screwing

| Hose connection | L | SW | L1 | L2 | L3 | SW1 | G | Weight | Type No. |
|-----------------|----|----|----|----|----|-----|-----------|--------|-------------|
| Hose i.D. 3 | 45 | 12 | 13 | 17 | 10 | 11 | M 7x0.5 m | 21 | ESMCE 3 SSV |
| Hose i.D. 4 | 45 | 12 | 13 | 17 | 10 | 11 | M 7x0.5 m | 21 | ESMCE 4 SSV |
| Hose i.D. 5 | 45 | 12 | 13 | 17 | 10 | 12 | M 8x0.5 m | 21 | ESMCE 5 SSV |

For hose clips type HSE (© page 357)

