

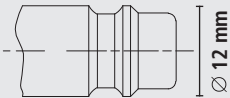
NEW!

# Industrial Quick Connect Couplings




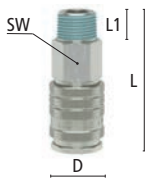
## Series ESI double shut-off

**DN 7.8**

Plug Profile (original size)



Also in Stainless Steel  
Series ESIE  
Page 302



- Top-quality, extreme robust one-hand quick connect couplings with high-class sealing made of brass MS 58 nickel-plated
- Double shut-off to avoid leaking media when disconnecting
- Please note: Valve construction designed for media flow from coupling to plug
- Collar version: protection for valve body
- High flow rates with low pressure drop due to patented OptiFlow by **LUDECKE**® valve technology
- Suitable for low vacuum at low couple force compared to all other compatible products
- Attention: Couplings can be connected with straight-through plugs DN 7.8. However, double shut-off plugs cannot be connected with standard couplings DN 7.8
- For compressed air supply in industry and handcrafts, we recommend direct use at tool
- Also interchangeable with plug profile ES DN 7.2

### Materials

- Body, valve body: Brass MS 58 nickel-plated
- Valve: Brass MS 58 plain
- Sleeve, plug: Hardened steel nickel-plated
- Seals: NBR (other materials on request)
- Springs: Stainless steel 1.4310
- Balls: Stainless steel 1.4034

Max. Working Pressure	Temperature	DN	Thread	Flow Rate	Operation	Type of valve	Media	Area	
PN 35 bar	-20°C – +100°C	7.8	ISO 228/DIN EN 10226	670 l/min	One-hand	Double shut-off	Air/Others	Europe	Coupl. 5 / Plug 10

### Couplings with tapered male thread (thread coated)

Thread connection	L	SW	D	L1	Weight	Type No.
R 1/4 m	60	19	24	11	98	ESI 14 AAB
R 3/8 m	61	19	24	12	97	ESI 38 AAB
R 1/2 m	64	22	24	15	114	ESI 12 AAB

### Couplings with parallel female thread

Thread connection	L	SW	D	L1	Weight	Type No.
G 1/4 f	56	19	24	10	116	ESI 14 IAB
G 3/8 f	56	19	24	10	107	ESI 38 IAB
G 1/2 f	58	24	24	12	125	ESI 12 IAB

### Couplings with hose barb

Hose connection	L	SW	D	L1	Weight	Type No.
Hose i.D. 6	73	19	24	25	95	ESI 6 TAB
Hose i.D. 8	73	19	24	25	97	ESI 8 TAB
Hose i.D. 9	73	19	24	25	98	ESI 9 TAB
Hose i.D. 10	73	19	24	25	97	ESI 10 TAB
Hose i.D. 13	73	19	24	25	101	ESI 13 TAB


For hose clips type ZOS (☺ page 130), type HS (☺ page 131) or crimping ferrules type LPH (☺ page 133)

### Couplings with squeeze nut

Hose connection	L	SW	D	SW1	Weight	Type No.
Hose 5x8	64	19	24	14	110	ESI 58 TQAB
Hose 6x8	64	19	24	14	110	ESI 6 TQAB
Hose 6.5x10	69	19	24	17	126	ESI 6510 TQAB
Hose 8x10	69	19	24	19	134	ESI 8 TQAB
Hose 8x12	68	19	24	19	129	ESI 812 TQAB
Hose 9x13	70	19	24	19	130	ESI 913 TQAB

### Couplings with squeeze nut and spring guard

Hose connection	L	SW	D	SW1	Weight	Type No.
Hose 5x8	150	19	24	14	124	ESI 58 TQFAB
Hose 6x8	150	19	24	14	123	ESI 6 TQFAB
Hose 6.5x10	170	19	24	17	152	ESI 6510 TQFAB
Hose 8x10	170	19	24	19	162	ESI 8 TQFAB
Hose 8x12	144	19	24	19	156	ESI 812 TQFAB
Hose 9x13	170	19	24	19	162	ESI 913 TQFAB



**OptiFlow**  
by **LUDECKE**

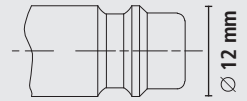


# Industrial Quick Connect Couplings

double shut-off **Series ESI**

**DN 7.8**

Plug Profile (original size)



NEW!

### Plugs with male thread

Thread connection	L	SW	L1	L2	Weight	Type No.
G 1/8 m	43	22	9	20	45	ESN 18 NAAB
G 1/4 m	43	22	9	20	45	ESN 14 NAAB
G 3/8 m	44	22	10	20	48	ESN 38 NAAB
G 1/2 m	44	24	10	20	60	ESN 12 NAAB
M 14x1.5 m	43	22	9	20	46	ESN 1415 NAAB
M 16x1.5 m	43	22	9	20	46	ESN 1615 NAAB
M 18x1.5 m	43	22	9	20	46	ESN 1815 NAAB

Male thread sealing with PVC sealing ring type HPD (© page 212)



NEW!

### Plugs with female thread

Thread connection	L	SW	L1	L2	Weight	Type No.
G 1/8 f	44	22	10.5	20	64	ESN 18 NIAB
G 1/4 f	44	22	10.5	20	64	ESN 14 NIAB
G 3/8 f	44	22	10.5	20	57	ESN 38 NIAB
G 1/2 f	44.5	24	12	20	62	ESN 12 NIAB
M 14x1.5 f	43.5	22	11	20	60	ESN 1415 NIAB
M 16x1.5 f	43.5	22	11	20	60	ESN 1615 NIAB
M 18x1.5 f	43.5	22	11	20	60	ESN 1815 NIAB



### Plugs with hose barb

Hose connection	L	L1	L2	Weight	Type No.
Hose i.D. 4	58	25	20	34	ESN 4 SAB
Hose i.D. 6	58	25	20	34	ESN 6 SAB
Hose i.D. 8	58	25	20	34	ESN 8 SAB
Hose i.D. 9	58	25	20	38	ESN 9 SAB
Hose i.D. 10	58	25	20	44	ESN 10 SAB
Hose i.D. 13	58	25	20	44	ESN 13 SAB

For hose clips type ZOS (© page 130), type HS (© page 131) or crimping ferrules type LPH (© page 133)



### Plugs with squeeze nut

Hose connection	L	SW	L1	SW1	Weight	Type No.
Hose 4x6	34	12	20	-	18	ESN 4 SQAB
Hose 6x8	34	14	20	-	19	ESN 6 SQAB
Hose 8x10	43	17	20	17	38	ESN 8 SQAB
Hose 9x12	43	17	20	17	36	ESN 9 SQAB

