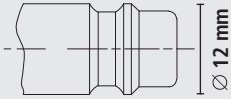


Quick Connect Couplings

Series ESE double shut-off

DN 7.2

Plug Profile (original size)



- Universal one-hand quick connect couplings made of stainless steel 1.4305 (on request in stainless steel 1.4404)
- Double shut-off to avoid leaking media when disconnecting
- Please note: Valve construction designed for media flow from coupling to plug
- Suitable for low vacuum at low couple force compared to all other compatible products
- Attention: Couplings can be connected with straight-through plugs DN 7.2. However, double shut-off plugs cannot be connected with standard couplings DN 7.2
- **Several fields of application, above all for liquid media in plant construction, measure and regulation technology, pharmacy, medical technology, chemical industry, food industry as well as for increased purity and hygiene regulations**

Materials

- Body, sleeve, valve body, valve, pins, plug: Stainless Steel 1.4305
- Springs, retaining ring: Stainless Steel 1.4310
- Seals: FKM (EPDM or FFKM on request)

Max. Working Pressure	Temperature	DN	Thread	Flow Rate	Operation	Type of valve	Media	Area	
PN 35 bar	-15°C – +200°C*	7,2	ISO 228	660 l/min	One-hand	Double shut-off	Different	Worldwide	Coupl. 1/ Plug 5

Couplings with parallel male thread

Thread connection	L	SW	D	L1	Weight	Sleeve	
						Type No. smooth	Type No. knurled
G 1/4 m	41	22	27	9	82	ESEG 14 AAB	ESER 14 AAB
G 3/8 m	42	22	27	10	82	ESEG 38 AAB	ESER 38 AAB
G 1/2 m	44	24	27	12	95	ESEG 12 AAB	ESER 12 AAB

Couplings with parallel female thread

Thread connection	L	SW	D	L1	Weight	Sleeve	
						Type No. smooth	Type No. knurled
G 1/4 f	41.5	22	27	10.5	83	ESEG 14 IAB	ESER 14 IAB
G 3/8 f	41.5	22	27	10.5	83	ESEG 38 IAB	ESER 38 IAB
G 1/2 f	43	24	27	12	92	ESEG 12 IAB	ESER 12 IAB

Couplings with hose stem

Hose connection	L	SW	D	L1	Weight	Sleeve	
						Type No. smooth	Type No. knurled
Hose i.D. 6	56	22	27	25	92	ESEG 6 TAB	ESER 6 TAB
Hose i.D. 8	56	22	27	25	92	ESEG 8 TAB	ESER 8 TAB
Hose i.D. 9	56	22	27	25	92	ESEG 9 TAB	ESER 9 TAB
Hose i.D. 10	56	22	27	25	93	ESEG 10 TAB	ESER 10 TAB
Hose i.D. 13	56	22	27	25	95	ESEG 13 TAB	ESER 13 TAB


For hose clips type HSE (© page 357)

Couplings with hose squeeze nut

Hose connection	L	SW	D	L1	SW1	Weight	Sleeve	
							Type No. smooth	Type No. knurled
Hose 8x12	48	22	27	9.5	17	107	ESEG 812 TQAB	ESER 812 TQAB

O-rings approved for the food industry (VO 1935/2004)

*subject to media and sealing materials



NEW!

Available with smooth surface to avoid dirt from collecting at increased hygiene regulations or with knurled sleeve

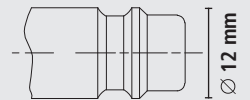


Quick Connect Couplings

double shut-off **Series ESE**

DN 7.2

Plug Profile (original size)



Plugs with parallel male thread

Thread connection	L	SW	L1	L2	Weight	Type No.
G 1/4 m	43	22	9	20	52	ESE 14 NAAB
G 3/8 m	45	22	10	20	55	ESE 38 NAAB
G 1/2 m	47	24	12	20	62	ESE 12 NAAB

Plugs with parallel female thread

Thread connection	L	SW	L1	L2	Weight	Type No.
G 1/4 f	44	22	10.5	20	55	ESE 14 NIAB
G 3/8 f	44	22	10.5	20	55	ESE 38 NIAB
G 1/2 f	45.5	24	12	20	62	ESE 12 NIAB

Plugs with hose stem

Hose connection	L	SW	L1	L2	Weight	Type No.
Hose i.D. 6	54	22	25	20	55	ESE 6 SAB
Hose i.D. 8	54	22	25	20	55	ESE 8 SAB
Hose i.D. 9	54	22	25	20	55	ESE 9 SAB
Hose i.D. 10	54	22	25	20	56	ESE 10 SAB
Hose i.D. 13	54	22	25	20	57	ESE 13 SAB

For hose clips type HSE (© page 357)

NEW! Plugs with hose squeeze nut

Hose connection	L	SW	L1	L2	SW1	Weight	Type No.
Hose 8x12	42	17	9.5	20	19	51	ESE 812 SQAB

