


# Valves series A1N - Encapsulated coil Ex mb 1/4", 3/2 - 5/2, NAMUR interface, electrically operated Ex mb



Standard executions		
Version	Symbol	Code
3/2 NC		For code key see table below
3/2 solenoid/solenoid		
5/2 solenoid/spring		
5/2 solenoid/solenoid		



Series of spool valves, with static seals, high flow, for mounting on NAMUR interface.

Solenoid operator with a special coil for pneumatic application in potentially explosive environment (group II).

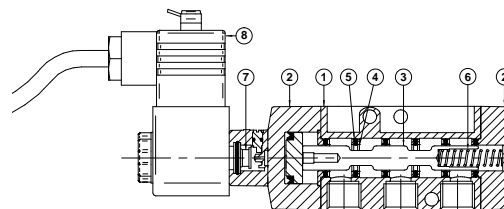
Solenoid system is conforming to 2014/34/EU Directive, certified:

II 2G Ex mb IIC T5 Gb  
II 2D Ex tb IIIC T95°C Db IP66

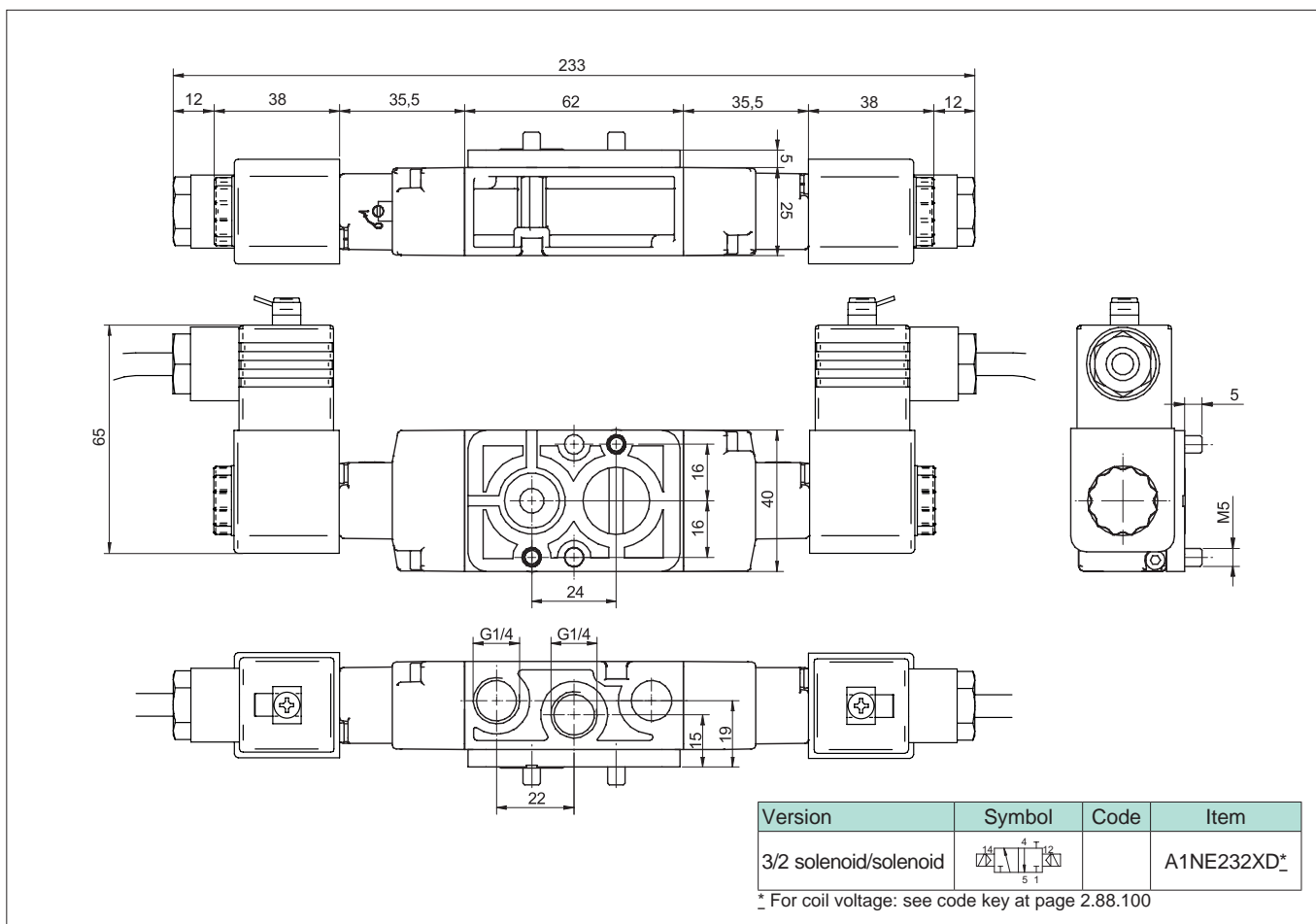
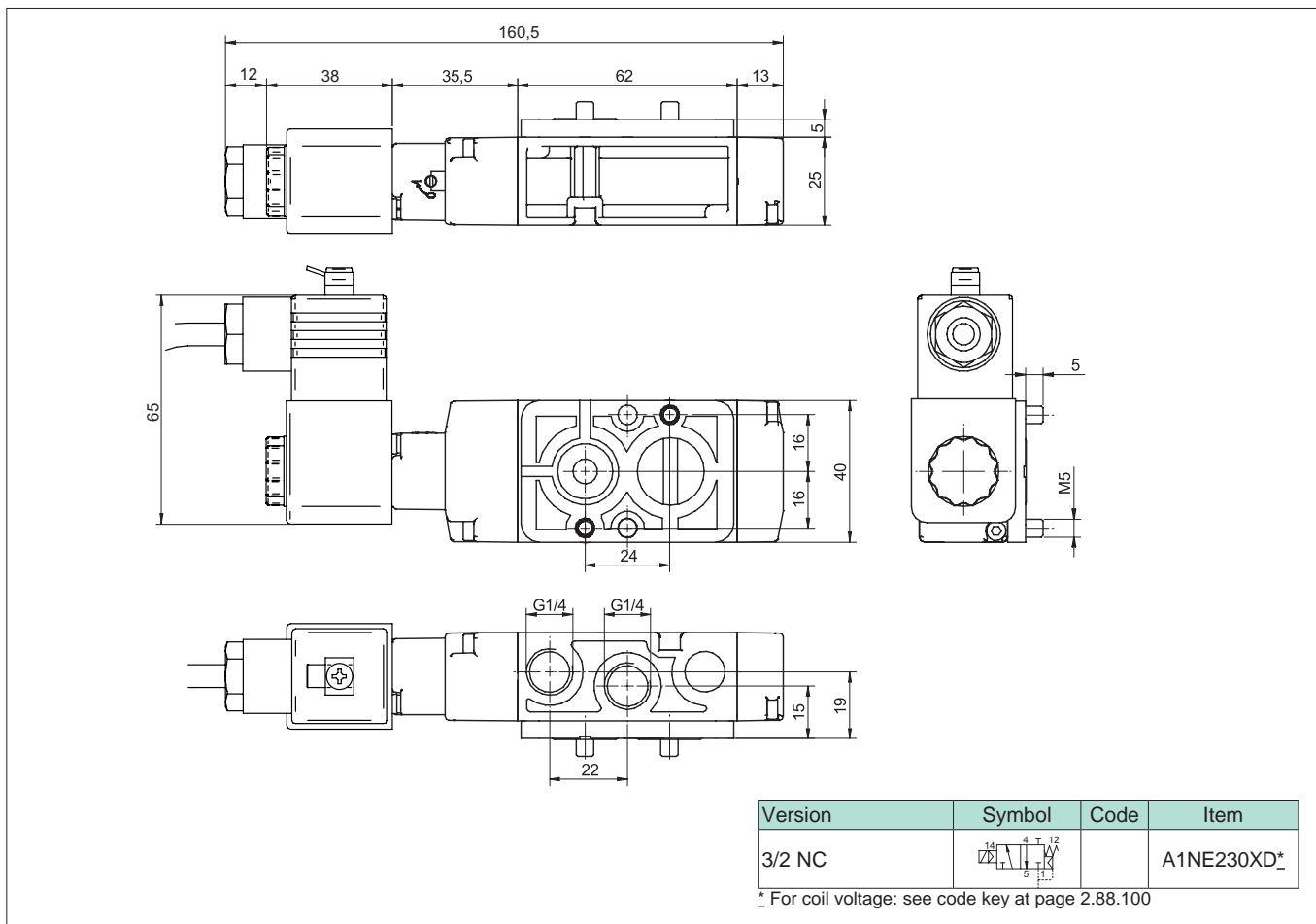
Options	Suffix
Low temperature seals	-25°C ÷ +50°C <b>BT</b>

Code key							
Series	Actuation	Size	Function	Hazardous areas	Voltages		Options
A1N = NAMUR	E = electrical Ø9	2 = 1/4 Gas	30 = 3/2 NC 32 = 3/2 solenoid/solenoid 50 = 5/2 solenoid/spring 51 = 5/2 solenoid/solenoid	XD = II 2G Ex mb IIC T5 Gb II 2D Ex tb IIIC T95°C Db IP66	A = 6 VDC B = 12 VDC C = 24 VDC * D = 48 VDC	E = 12 VAC F = 24 VAC* G = 48 VAC* H = 100 VAC I = 110 VAC* L = 115 VAC M = 120 VAC O = 220 VAC* P = 230 VAC Q = 240 VAC	BT = low temp. seals
					* = Standard voltages		

Technical data																
Fluid		Compressed filtered air with or without lubrication. Lubrication, if started, must be continued.														
Threaded connection		1/4 Gas														
Pressure range		Spring return: 1.5 ÷ 10 bar						Bistable: 1 ÷ 10 bar								
Minimum external air pressure		1,5 bar														
Temperature range		-10°C ÷ +50°C (standard)						-25°C ÷ +50°C (BT)								
Protection grade		IP 66														
Ø Orifice		7 mm														
Flow		1.000 NI/min at 6 bar with ΔP 1 bar														
Mounting		In any position (vertical assembly is not recommended for bistable valves subjected to vibration)														
Cable lenght		3 mt.														
Manual override		Bistable														
Electrical characteristics	Nominal voltage	6VDC	12 VDC	24 VDC	48 VDC	12 VAC	24VAC	48 VAC	100 VAC	110 VAC	115 VAC	120 VAC	220 VAC	230 VAC	240 VAC	
	Frequency	-	-	-	-	50/60 Hz	50/60 Hz	50/60 Hz	50/60 Hz	50/60 Hz	50/60 Hz	50/60 Hz	50/60 Hz	50/60 Hz	50/60 Hz	
	Nominal current	0.510 A	0.250 A	0.125 A	0.063 A	0.270 A	0.133 A	0.067 A	0.032 A	0.029 A	0.028 A	0.027 A	0.014 A	0.014 A	0.013 A	
	Nominal power	3W	3W	3W	3W	3.2 VA	3.2 VA	3.2 VA	3.2 VA	3.2 VA	3.2 VA	3.2 VA	3.2 VA	3.2 VA	3.2 VA	
	Duty cycle	100% ED														
Temp. class		T5														
Response time (at 6 bar)		Energising: - ms					Energising: - ms					Energising: - ms				
		De-energising: - ms					De-energising: - ms					De-energising: - ms				
Materials	① Body:	Die-cast painted aluminium														
	② Cover:	Hostaform C 13031														
	③ Spool:	Hard aluminium anodized														
	④ Distancers:	Ixef 1022														
	⑤ Seals:	Hydrogenate Nitrile Butadine Rubber (HNBR)														
	⑥ Spring:	Stainless steel														
	⑦ Operator:	Brass														
	⑧ Coil:	Thermoset resin														



Valves series A1N - Encapsulated coil Ex mb  
 1/4", 3/2 - 5/2, NAMUR interface, electrically operated Ex mb



Valves series A1N - Encapsulated coil Ex mb  
 1/4", 3/2 - 5/2, NAMUR interface, electrically operated Ex mb



Version	Symbol	Code	Item
5/2 solenoid/spring			A1NE250XD*

\* For coil voltage: see code key at page 2.88.100

Version	Symbol	Code	Item
5/2 solenoid/solenoid			A1NE251XD*

\* For coil voltage: see code key at page 2.88.100